



Symaro™

Air Duct Probes

FK-PZ...

Duct probes for connecting of pressure switches and pressure sensors to air ducts.

- Mechanically robust
- Airtight, yet simple and quick to mount
- For precise measurements (FK-PZ2)

Use

Duct probes FK-PZ... for optimum connection of pressure switches and pressure sensors to air ducts, where pressure measurements are subject to stringent requirements.

Duct probe FK-PZ2 contain a measuring orifice for precise measurements. The rosette enables the orifice to be accurately located in the air duct. Using the fixing screw on the rosette, the probe can be accurately positioned at the selected measuring point.

Type summary

Type referenze	Name and description
FK-PZ1	Air duct probe, with adjustable immersion lenght (for simple, quick and airtight mounting)
FK-PZ2	Air duct probe, with adjustable immersion length and measuring orifice (with orifice plate for precise measurements)
FK-PZ3	Air duct probe, with fix immersion lenght (for simple mounting)

Ordering and delivery

The duct probes are supplied in sets of 2 pieces only.

When placing an order, please specify the quantity, product description and type code.

Example:

1 set of air duct probes FK-PZ2

Equipment combinations

The FK-PZ... duct probes can be used in connection with many pressure measuring devices. They allow quick, precise and easy pressure connections to air ducts for tubes with an

internal diameter of 5 or 6 mm.

Mounting notes

To prevent the accumulation of condensation, the pressure sensor or switch must be located at a higher level than the duct connections. The tubing should be routed so that it rises in a gradual incline to the pressure sensor or switch (no looping).

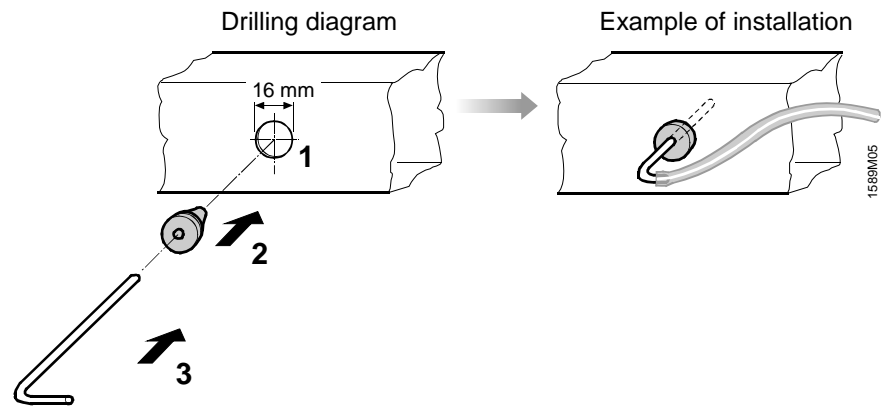
Mounting instructions are enclosed with the duct probe FK-PZ1 and FK-PZ2:

FK-PZ1 = Nr. 604.11211, FK-PZ2 = Nr. 35665.

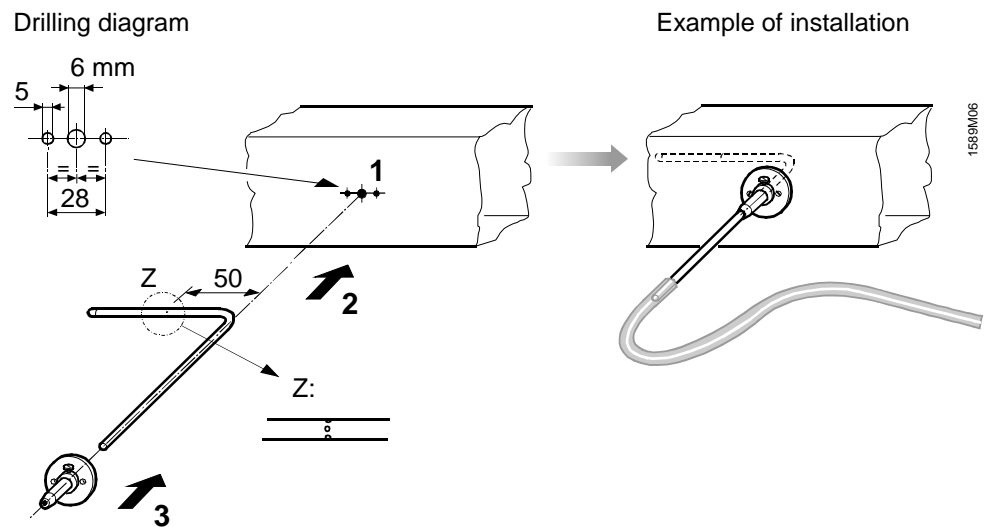
Technical data

	FK-PZ1	FK-PZ2	FK-PZ3
Admissible media	Air and nonaggressive gases	Air and nonaggressive gases	Air and nonaggressive gases
Orientation	Optional	Optional	Optional
Pressure tube connection	Internal dia. < 6 mm	Internal dia. < 5 mm	Internal dia. < 5 mm
Materials:			
Measuring tube / probe	Steel, nickel-plated	Aluminium	Plastic
Rosette / nipple	Caoutchouc	Aluminium	— — —
Tube connection	— — —	Resin	— — —
Tube	— — —	— — —	PVC
Package (bag)	Polyethylene	Polyethylene	Polyethylene
Weight incl. packaging	0.04 kg	0.06 kg	0.06 kg
Scope of delivery	1x set consisting of: 2x measuring tubes 2x rubber rosettes 1x Mounting instruction	1x set consisting of: 2x measuring tubes 1x tube connection 2x cheese-head screws M 3 x 6 1x Mounting instruction	1x set consisting of: 2x probes 1x tube 5 mm dia. x 7, 2 m long 4x self-tapping screws St 2,9 x 8,5

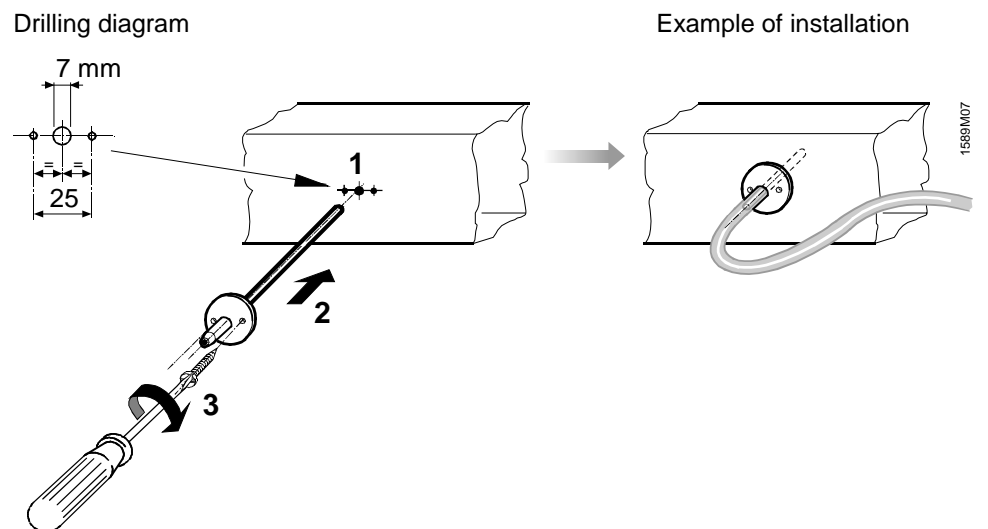
FK-PZ1



FK-PZ2

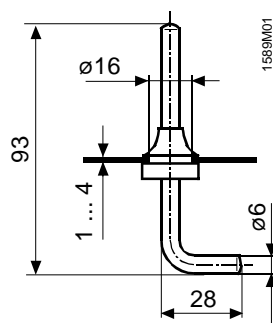


FK-PZ3

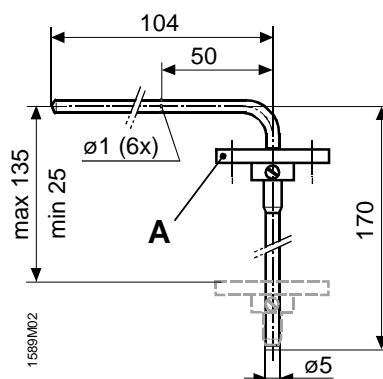


Dimensions

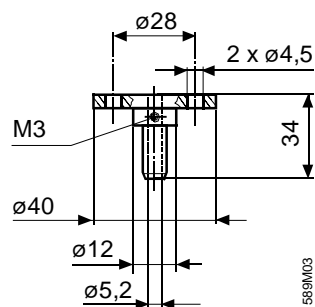
FK-PZ1



FK-PZ2

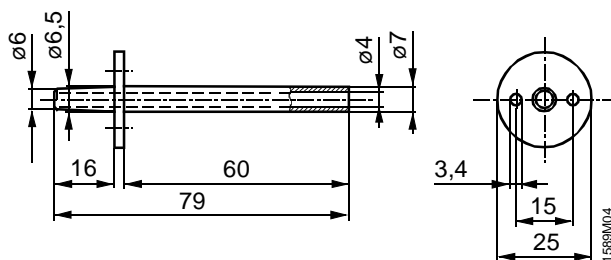


A:



Nipple

FK-PZ3



All dimensions in mm